

Pinte a quantidade de correspondente ao número de elementos de cada conjunto.




1

--	--	--	--	--



2

--	--	--	--	--



3




--	--	--	--	--



4

--	--	--	--	--






Ajude a chuvinha a molhar as plantinhas portanto continue tracejando.



Cole papel picado no vestido da caipirinha.
Faça uma linda pintura.




Encubra o pontilhado e continue treinando a primeira letra do nome de cada desenho.



Cubra as ondinhas.




Cole papel rasgado na barriga da tartaruga Zuca.

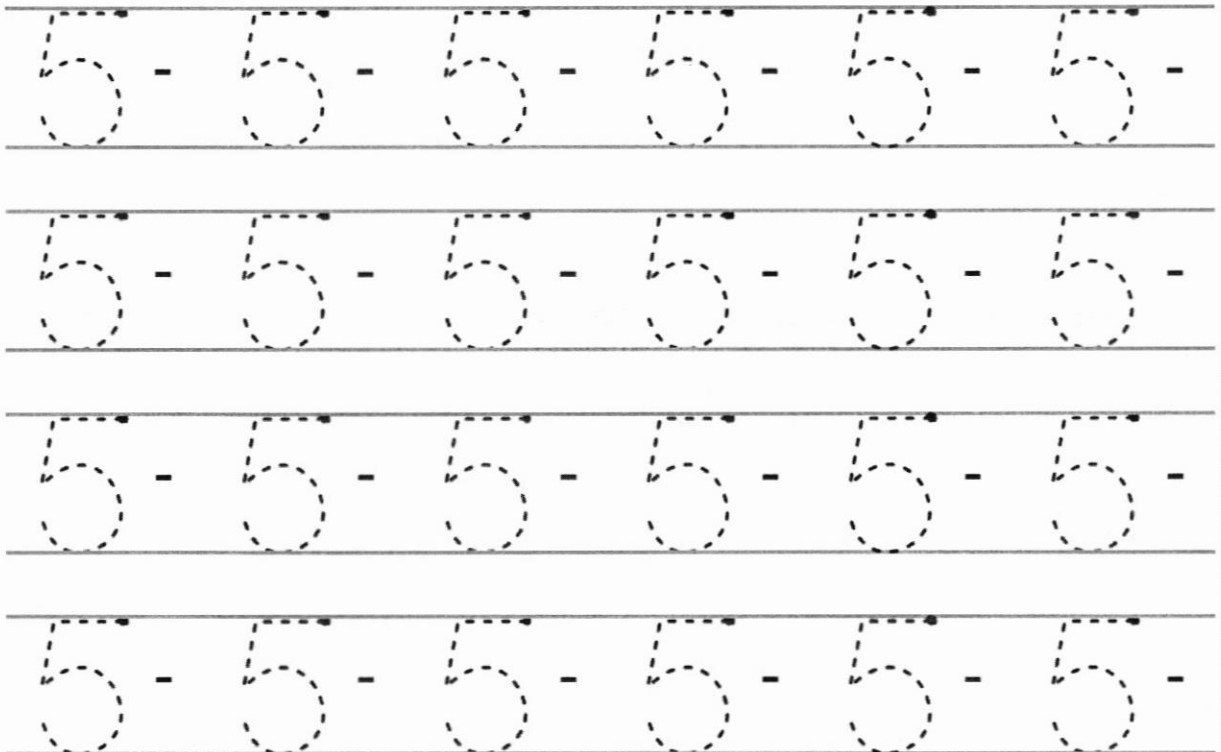


Conte as borboletas abaixo.


5



Encubra o pontilhado.



Vamos pintar o gatinho que está de costas.



Fotos da vogal *a* de:



Pinte os quadros com as seguintes cores:

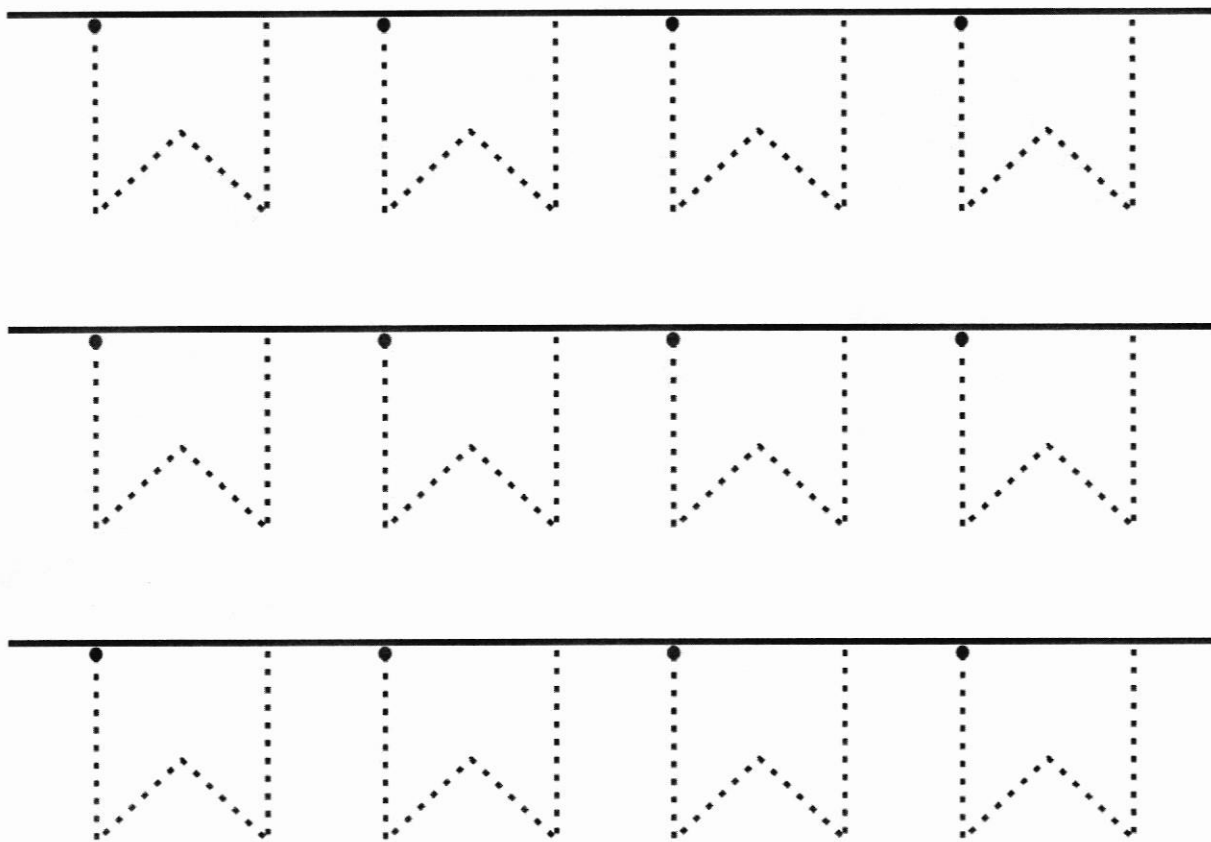
azul as vogais *a*.



amarelo as vogais *u*.



Encubra o traçado das bandeirinhas e pinte uma de cada cor.




Faça uma linda colagem!


Viva São João!




Número 6.





Continue preenchendo.



Encubra os pontilhados com lápis azul.



Pinte bem colorido.



Boa Alimentação!